

Accelerated Motion Reading Guide  
Use both [section 1.4](#) and [section 1.5](#) in your textbook

Vocab Word	Definition	Variable	Unit
Acceleration			
Negative Acceleration			
Positive Acceleration			

1. Label each distance-time graphs



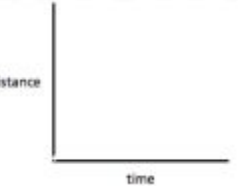

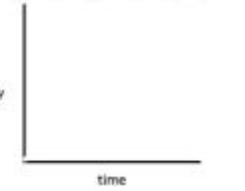
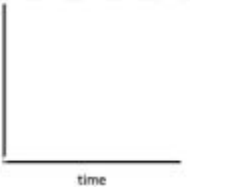



<b>Word Bank:</b>	<b>Constant Velocity</b>	<b>Constant Acceleration</b>
-------------------	--------------------------	------------------------------

2. What does the slope of a velocity-time graph represent? \_\_\_\_\_
3. What does the slope of a distance-time graph represent? \_\_\_\_\_
4. What are the three ways you can change velocity?
  1. \_\_\_\_\_
  2. \_\_\_\_\_
  3. \_\_\_\_\_
5. At the start of a race, a toy car increases speed from 0 m/s to 5.0 m/s as the clock runs from 0 s to 2.0 s. Find the acceleration of the toy car.

Want	Given	Equation	Solve+Units

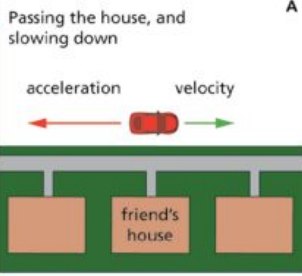
6. In the table below, fill in what the graphs should look like (computer>click>edit)

Graph Type	Automobile at rest	Automobile with constant velocity	Automobile with constant acceleration
d-t			
v-t			
a-t			

7. Label these diagrams as **positive acceleration** or **negative acceleration**:

**A**

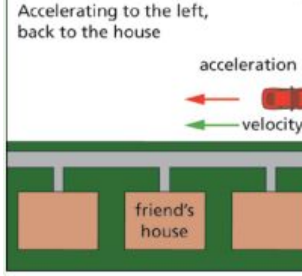
Passing the house, and slowing down



A \_\_\_\_\_

**B**

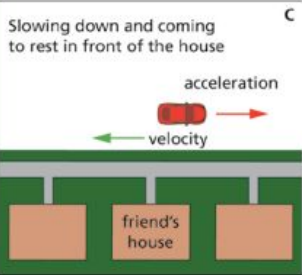
Accelerating to the left, back to the house



B \_\_\_\_\_

**C**

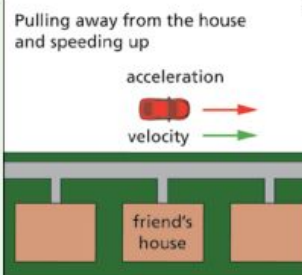
Slowing down and coming to rest in front of the house



C \_\_\_\_\_

**D**

Pulling away from the house and speeding up



D \_\_\_\_\_